


Key Stage 1 Maths information for parents

Division

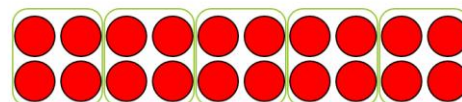
Division is explained as both sharing and grouping.

Share the muffins equally between 2 groups.



Take 20 counters.

Put them into groups of 4



20 divided by 4 is equal to 5
 $20 \div 4 = 5$

There are 20 counters altogether.

I have put them into equal groups of 4

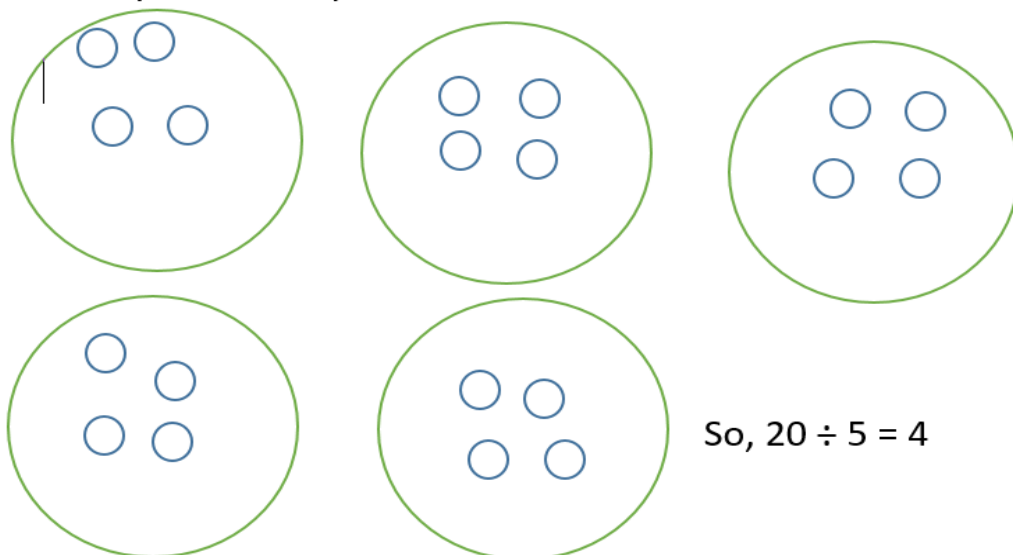
There are 5 groups.

Sharing

$$20 \div 5 =$$

The children need to understand how many groups they are sharing into, in this case 5 groups.

Draw 5 large sorting circles. Then count up to the number they are dividing (in this case 20), drawing a small circle in each of the large sorting circles. It is important to count each circle as it is being drawn so they remember to stop at the appropriate number. They need to alternate between the large sorting circles "1 for you, 1 for you, 1 for you, 1 for you, 1 for you" and repeat in the same order.

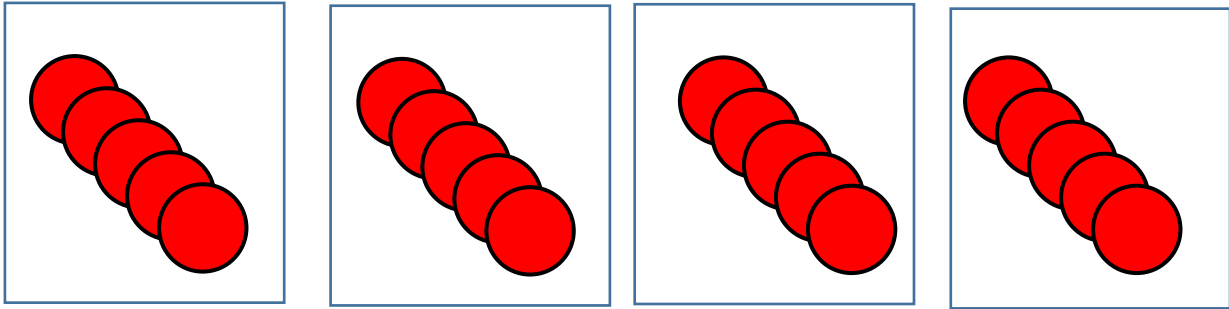


So, $20 \div 5 = 4$

Grouping

$$20 \div 5 = 4$$

I have 20 counters how many groups of 5 fit into 20? There are 4 groups of 5.



$20 \div 5$ can also be calculated mentally. Count in 5s until you get to 20. Every time you count hold one of your fingers out. The number of fingers will give you the number of groups you have counted for the answer to the question.